

## 100% INTERACTIVE WHITEBOARD. AND THAT'S JUST THE BEGINNING...

Mobi View™ is the latest mobile interactive whiteboard from eInstruction. It does everything a fixed interactive whiteboard does at a fraction of the cost. Plus, Mobi View™ is handheld so it delivers ultimate mobility and gives you full-classroom control with its touch screen, so there's no need for a board.

- All the functionality of a fixed interactive whiteboard at a fraction of the cost.
- Unparalleled mobility within the classroom.
- Promotes student-centered, active learning.
- Provides seamless integration of content, instruction, and formative assessment with a simple touch of the screen.

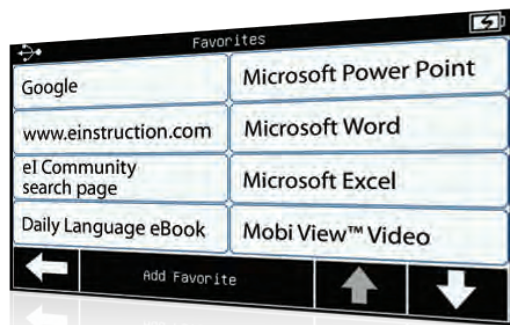


## MANAGE LESSONS FROM ANYWHERE IN THE ROOM.

Mobi View™ is the first of its kind to offer a large LCD touch screen that provides the ability to control your lessons from anywhere in the classroom. You can manage lessons with the Mobi View™ touch screen, so there's no need to go back to your computer or board during a lesson. Easily navigate a lesson with the Mobi View™ touch screens, including customizing annotation tools, writing a public or private note, typing with the touch keyboard, and accessing CPS™ reports.



Annotation Screen on Mobi View™ Touch Screen



Favorites Screen on Mobi View™ Touch Screen



Private Notes on Mobi View™ Touch Screen

**Do everything you can do with a fixed interactive whiteboard** by annotating over lessons with our Workspace™ interactive software. Customizable Workspace™ tools can be preset on the Mobi View™ touch screen, including write, draw, insert images, record and playback, highlight, and free-hand text recognition.

**The mobility of Mobi View™ gives you the freedom to move around the classroom** for a more fluid, interactive lesson. Launch your favorite application, websites, files, and lessons by preselecting up to 16 favorites from the Mobi View™ touch screen.

**With Mobi View™, there is no need to return to the board or computer** when you need to write a note. Write your notes and see what you are writing directly on the Mobi View™ touch screen. Plus, depending on the note you write, you can choose to save it for later or display to the class.

Discover everything Mobi View™ can do at [www.einstruction.com/mobiview](http://www.einstruction.com/mobiview).

An independent survey states, "9 out of 10 teachers prefer to move around the classroom as they teach."

Federal Funding Sources



# **MOBIVIEW™** with Mobi™ Learners



Students Using a Mobi™ Learner

## **PROVIDE A STUDENT-CENTERED, ACTIVE LEARNING ENVIRONMENT.**

**Students can use up to 9 Mobi™ Learners at a time for increased participation**, and to help drive better understanding and achievement. The Mobi™ Learners make it possible for multiple students or groups to simultaneously or one at a time provide direct input into a learning activity without having to leave their seats. Mobi™ Learners are ideal for the entire class.


Our Mobi™ Student-Centered Learning Pack™ plays a primary role in creating a student-centered learning environment. It includes 3 Mobi™ Learners and a docking station, and allows students to collaborate and learn from other students. Only eInstruction can help you create a classroom where students work together like this



Mobi™ Student-Centered Learning Pack™

*“Models of effective use of the Mobi View™ and Mobi™ Learners move the focus of instruction from the front of the classroom to individual or small groups of students working with mobile devices.”*

*- IESD “What the Research Says: Using eInstruction’s® Mobi™ System to Support Effective Instruction”*



PATENT HELD

9 Students Working Simultaneously on a Projected Screen

## EXCLUSIVE TO eInstruction: SIMULTANEOUS, MULTI-USER COLLABORATION

Combine Mobi View™ and Workspace™ software with Mobi™ Learners to maximize the multi-user capability. Now multiple students or groups can collaborate with each other, interact with material, and contribute to lessons. Each student or group can then display their work to the class one at a time or simultaneously so the entire class can see their work.

Students can also display their work in “sandbox” mode. This allows multiple students to annotate and work within one larger display area, collaborating within the same space for greater engagement and cooperation. The entire class can follow along as students show their work, so everyone pays attention, participates, and learns.

This unparalleled level of collaboration fosters a learning environment where students can work together, learn from one another, and further achieve.

- **Promote greater student-centered learning.**
- **Increase student participation** and engagement to help drive progress.
- **Display up to 9 students' work simultaneously.**
- **Allow students to annotate and collaborate** in the same space from anywhere in the room.

Bring a higher level of collaboration to your classroom. Visit [www.einstruction.com/mobi-learner](http://www.einstruction.com/mobi-learner).

Federal Funding Sources

CCLC

IDEA

EETT

Title I

SIG

RTTT

# MOBI VIEW™ with CPS™ Student Response System



Teacher using Mobi View™  
Students using CPS™

## INSTANT FORMATIVE ASSESSMENT FEEDBACK RIGHT ON THE MOBI VIEW™ TOUCH SCREEN


When you pair Mobi View™ and CPS™ student response systems, you'll receive realtime formative assessment feedback from anywhere in the room. Students answer questions with CPS™ student response pads and their answers are immediately displayed on the Mobi View™ touch screen. Now you have insight into students' performance during lessons so differentiated instruction can take place at the moment of learning.

- Receive instant student assessment data during a lesson.
- Analyze the real-time assessment data from anywhere in the classroom.
- Pinpoint areas where students are struggling, and re-teach needed concepts during the lesson.
- Determine effectiveness of instruction and modify when needed.

### Breakdown and view six instant reports on the Mobi View™ touch screen.

- Question summary—view how all students performed on a question.
- Session summary status—view how students performed on a series of questions.
- Response per student—view how individual students performed.
- Response grid—view what each student answered on each question.
- Answer distribution—view the answer distribution of a question by percentage of students.
- Results by student—view what percent of students selected each available answer.

#### MOBI VIEW™ TOUCH SCREENS



Question Summary



Session Summary Status

ID	STUDENT	RESPONSE	OK
9	Elisha Wynn	D	✓
10	Emma Garcia	D	✓
11	Erica Valentino	B	✗
12	Jayson Lewis		✗
13	Julie Tran	E	✗
14	Michael Lyon	D	✗
15	Natalie Johnson		✗
16	Nicholas Hearon	D	✗

Total Correct = 65%

Response per Student

Q	1	2	3	4	5	6	7	8
1								
2								
3								
4								
5								
6								
7								
8								
9								
10								
11								
12								
13								
14								
15								
16								
17								
18								
19								
20								
21								
22								
23								
24								

Student Response Grid



Answer Distribution Summary

ID	STUDENT	SCORE	%
9	Elisha Wynn	10/13	77%
10	Emma Garcia	13/13	100%
11	Erica Valentino	10/13	77%
12	Jayson Lewis	0/0	0%
13	Julie Tran	10/13	77%
14	Michael Lyon	7/13	54%
15	Natalie Johnson	0/0	0%
16	Nicholas Hearon	10/13	77%

Total Correct = 80%

Session Results by Student